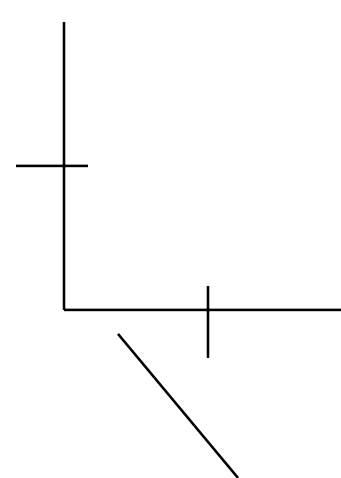
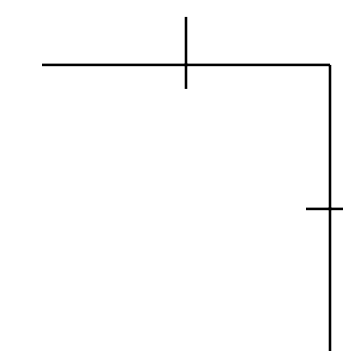

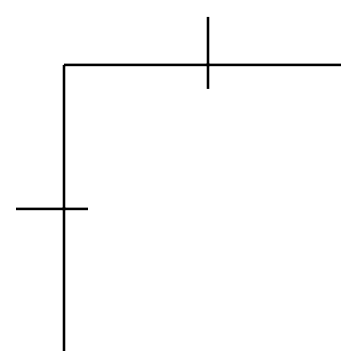


CURVED MULTI-SCORED SPINE
11" X 8 1/2" SHEET SIZE PLUS 1/2" TAB ALLOWANCE
2 1/2" CAPACITY ANGLE D RING METAL
COVER MATERIAL TEMPLATE
2.5" Cap-118.5-AD-ME-C

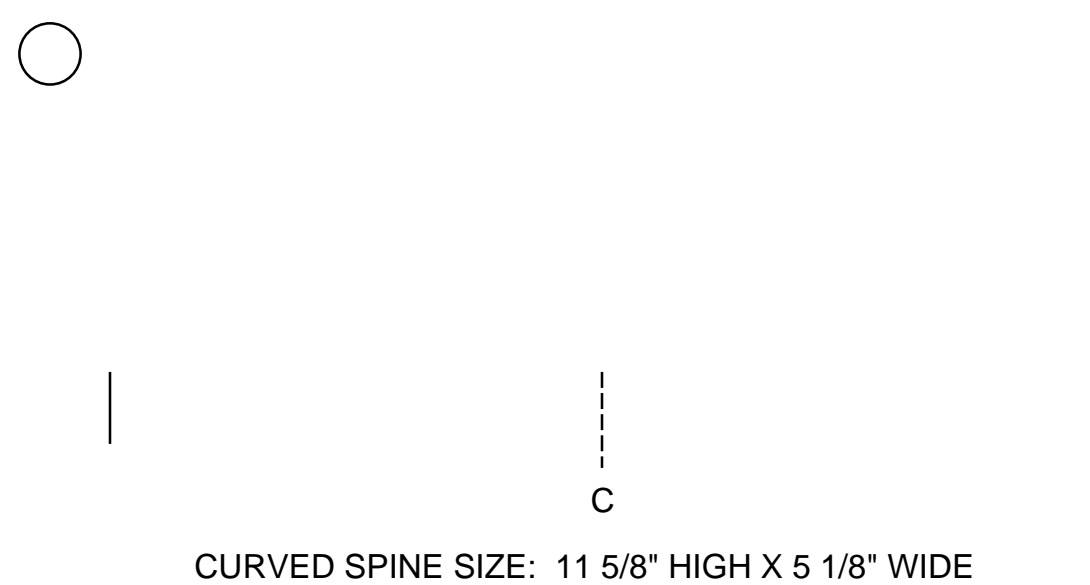
OUTSIDE VIEW SHOWN --- PRINT THIS SIDE




BACK PANEL SIZE: 11 5/8" HIGH X 10 13/16" WIDE

COVER MATERIAL SIZE: 13 1/8" HIGH X 28 1/4" WIDE

PLEASE EXTEND ALL BLEEDS AT LEAST 1/8" BEYOND THE OUTER EDGE OF THE COVER MATERIAL



CURVED SPINE SIZE: 11 5/8" HIGH X 5 1/8" WIDE

 RIVET HEAD PLACEMENT
PLEASE LEAVE A 1/8" PERIMETER VOID OF
GRAPHICS AROUND EACH RIVET HEAD

PLEASE REMOVE BEFORE THE FINAL PRINT

FRONT PANEL SIZE: 11 5/8" HIGH X 10 13/16" WIDE

